

January 21, 2017

National Stock Exchange of India Limited
Exchange Plaza, Bandra-Kurla Complex
Bandra (East), Mumbai – 400 051.
NSE Symbol: LTTS

The BSE Limited
Phiroze Jeejeebhoy Towers,
Dalal Street, Mumbai- 400001
BSE Script Code: 540115

**Subject: Outcome of Board Meeting as per Regulation 30 of the
SEBI (Listing Obligations and Disclosure Requirements) Regulations, 2015.
Ref: Our letter dated January 13, 2017**

Dear Sirs,

We would like to inform that pursuant to Regulation 33 of the SEBI (Listing Obligations and Disclosure Requirements) Regulations, 2015, the Board of Directors of the Company at their meeting held today, have approved and taken on record the Unaudited Consolidated and Unaudited Standalone Financial Results of the Company, for the quarter and nine months ended December 31, 2016, along with the Limited Review Report issued by our Statutory Auditors, M/s. Sharp & Tannan, Chartered Accountants. The Board Meeting was commenced at 1.30 p.m. and concluded at 5.00 p.m.

Accordingly, we attach herewith the following financial results approved by the Board of Directors.


1. Unaudited Consolidated Financial results of the Company for the quarter and nine months ended December 31, 2016 along with the Limited Review Report of the Statutory Auditors thereon.
2. Unaudited Standalone Financial results of the Company for the quarter and nine months ended December 31, 2016 along with the Limited Review Report of the Statutory Auditors thereon.
3. Press Release w.r.t. Financial Results for the quarter and nine months ended December 31, 2016.

Change in Director and Key Managerial Personnel:

Pursuant to regulation 30(2) read with Part A of Schedule III of SEBI (Listing Obligations and Disclosure Requirements) Regulations, 2015, and reference to our letter dated December 14, 2016, we wish to inform you that Mr. Kumar Prabhas, Whole-Time Director and Chief Operating Officer of the Company has resigned from the services of the Company with effect from close of working hours of January 21, 2017.

The above information may kindly be taken on records.

Registered Office: L&T House, N. M. Marg, Ballard Estate, Mumbai - 400 001, INDIA
L&T Technology Services Limited is a subsidiary of Larsen & Toubro Limited



Kindly also inform your members accordingly and display the same on the Notice Board.

Thanking You,

Yours sincerely,

For L&T Technology Services Limited



Kapil Bhalia
Company Secretary
FCS.3485
Encl: As above





SHARP & TANNAN

Chartered Accountants

Firm's Registration No. 109982W

Limited review report on quarterly financial results and year to date results of the Company pursuant to regulation 33 of the SEBI (Listing Obligations and Disclosure Requirements) Regulations, 2015

To board of directors of L&T Technology Services Limited


We have reviewed the accompanying statement of unaudited standalone financial results of L&T Technology Services Limited for the quarter ended 31 December 2016 and the year to-date results for the period from 1 April 2016 to 31 December 2016 attached herewith, being submitted by the Company pursuant to the requirements of regulation 33 of the SEBI (Listing Obligations and Disclosure Requirements) Regulations, 2015.

This statement is the responsibility of the Company's management and has been approved by the board of directors. Our responsibility is to issue a report on these financial statements based on our review.

We conducted our review in accordance with the Standard on Review Engagement (SRE) 2410, 'Review of Interim Financial Information Performed by the Independent Auditor of the Entity' issued by the Institute of Chartered Accountants of India. This standard requires that we plan and perform the review to obtain moderate assurance as to whether the financial statements are free of material misstatement. A review is limited primarily to inquiries of company personnel and analytical procedures applied to financial data and thus provides less assurance than an audit. We have not performed an audit and accordingly, we do not express an audit opinion.

In accordance with the requirements of section 133 of the Companies Act, 2013, the Company has adopted Indian Accounting Standards ('Ind AS') with effect from 1 April 2016 and consequently, the comparatives for the nine months ended 31 December 2015 are restated in accordance with Ind AS. Our opinion is not qualified in respect of this matter.

Based on our review conducted as above, nothing has come to our attention that causes us to believe that the accompanying statement of unaudited standalone financial results prepared in accordance with applicable accounting standards i.e. Indian Accounting Standards ('Ind AS') prescribed under section 133 of the Companies Act, 2013 read with relevant rules issued thereunder or by the Institute of Chartered Accountants of India and other recognized accounting practices and policies has not disclosed the information required to be disclosed in terms of regulation 33 of the SEBI (Listing Obligations and Disclosure Requirements) Regulations, 2015 including the manner in which it is to be disclosed, or that it contains any material misstatement.



Mumbai, 21 January 2017

For Sharp & Tannan
Chartered Accountants
Firm's registration no. 109982W
by the hand of


Firdosh D. Buchia
Partner

Membership no. 38332

L&T Technology Services Limited

Registered Office: L&T House, N.M. Marg, Ballard Estate, Mumbai 400 001
CIN : U72900MH2012PLC232169

Statement of Standalone Unaudited Financial Results for the Quarter and Nine months ended December 31, 2016

(In ₹ Million)

Sr. No.	Particulars	Quarter ended			Nine months ended		Year ended
		31-12-2016	30-09-2016	31-12-2015	31-12-2016	31-12-2015	31-03-2016
		Reviewed	Reviewed	Reviewed	Reviewed	Reviewed	Audited
1	Income from operations						
	a) Revenue from operations	7,801	7,887	7,385	23,342	21,430	28,937
	b) Other income	162	142	271	529	709	808
	Total income	7,963	8,029	7,656	23,871	22,139	29,745
2	Expenses						
	a) Employee benefit expense	4,921	4,924	4,608	14,723	13,615	18,309
	b) Depreciation and amortisation expense	136	139	137	441	374	541
	c) Other expenses	1,341	1,342	1,223	3,898	3,962	5,294
	Total expenses	6,398	6,405	5,968	19,062	17,951	24,144
3	Profit from ordinary activities before finance costs and exceptional items (1-2)	1,565	1,624	1,688	4,809	4,188	5,601
4	Finance costs	1	2	5	5	13	7
5	Profit from ordinary activities after finance costs but before exceptional items (3-4)	1,564	1,622	1,683	4,804	4,175	5,594
6	Exceptional items	-	-	-	-	-	-
7	Profit from ordinary activities before tax (5-6)	1,564	1,622	1,683	4,804	4,175	5,594
8	Tax expense	386	435	372	1,245	950	1,231
9	Net profit from ordinary activities after tax (7-8)	1,178	1,187	1,311	3,559	3,225	4,363
10	Extraordinary items (net of tax expense)	-	-	-	-	-	-
11	Net profit for the period (9+10)	1,178	1,187	1,311	3,559	3,225	4,363
12	Other comprehensive income (net of tax expense)	(174)	327	(304)	78	(175)	(103)
13	Total comprehensive income (11+12)	1,004	1,514	1,007	3,637	3,050	4,260
14	Paid up equity share capital	203	203	3,000	203	3,000	3,000
	Face value per equity share	2	2	10	2	10	40
15	Other equity	-	-	-	-	-	7,894
16	Earnings per equity share (not annualised)						
	a) Basic (in Rs.)	11.58	11.67	14.45	35.44	33.94	46.14
	b) Diluted (in Rs.)	11.13	11.42	10.66	33.15	25.03	34.03



Standalone Segment Information for the Quarter and Nine months ended December 31, 2016

(In ₹ Million)

Sr. No.	Particulars	Quarter ended			Nine months ended		Year ended
		31-12-2016	30-09-2016	31-12-2015	31-12-2016	31-12-2015	31-03-2016
		Reviewed	Reviewed	Reviewed	Reviewed	Reviewed	Audited
1	Segment revenue						
	Transportation	2,434	2,370	1,877	7,013	5,404	7,434
	Process Engineering	1,258	1,250	1,446	3,815	4,316	5,736
	Industrial Products	2,153	2,102	2,001	6,335	5,628	7,742
	Medical Devices	543	554	474	1,658	1,437	1,939
	Telecom	1,413	1,611	1,587	4,521	4,645	6,086
	Revenue from operations	7,801	7,887	7,385	23,342	21,430	28,937
2	Segment results						
	Transportation	445	477	315	1,301	833	1,149
	Process Engineering	290	198	329	749	890	1,160
	Industrial Products	526	527	516	1,555	1,273	1,762
	Medical Devices	118	138	103	378	320	428
	Telecom	186	374	292	836	834	1,019
	Total	1,565	1,714	1,555	4,819	4,150	5,518
	Less - Unallocable expenses (net)	26	93	1	98	297	184
	Add - Other income	162	142	271	529	709	808
	Less - Finance costs	1	2	5	5	13	7
	Less - Depreciation and amortisation expense	136	139	137	441	374	541
	Profit before tax	1,564	1,622	1,683	4,804	4,175	5,594

Segments have been identified in accordance with Indian Accounting Standards ("Ind AS") 108 on Operating Segments, considering the risk/return profiles of the business, their organisational structure and internal reporting systems.

Property, Plant and Equipment used and liabilities contracted for performing the Company's business have not been identified to any of the above reported segments as the Property, Plant and Equipment and services are used interchangeably among segments.



Select explanatory notes to the Statement of Standalone Unaudited Financial Results for Quarter and nine months ended December 31, 2016



1. The financial results of the Company for the quarter and nine months ended December 31, 2016 have been subjected to limited review by the statutory auditors and the restated financial results for the year ended March 31, 2016 have been audited by the statutory auditors, reviewed by the Audit Committee of the Board and approved by the Board of Directors at its meeting held on January 21, 2017.
2. Results for the quarter and nine months ended December 31, 2016 are in compliance with Indian Accounting Standards (Ind AS) notified by the Ministry of Corporate Affairs. The results for the quarter and nine months ended December 31, 2015 and for the year ended March 31, 2016, have been restated to comply with Ind AS and are comparable on a like to like basis.
3. To enable better understanding of financial results and to maintain consistency in disclosure, other income is presented as part of total income in line with the format prescribed under schedule III of the Companies Act, 2013. This change in the format has been made in accordance with paragraph 2.10 of the SEBI Circular CIR/CFD/FAC/62/2016 dated July 5 2016.
4. Reconciliations between standalone financial results, as per Indian GAAP and Ind AS for the corresponding periods presented are as under:

Particulars	₹ million		
	Quarter ended	Nine months ended	Year ended
	31-12-2015 Reviewed	31-12-2015 Reviewed	31-03-2016 Audited
Net profit under Indian GAAP	1,235	3,204	4,342
Provision for expected credit loss	85	78	83
Provision for employee benefits based on constructive obligations	(84)	43	(41)
Reclassification of net actuarial gain on employee defined benefit obligations to OCI	(2)	(5)	(6)
Impact of hedge accounting related to premium on forward contracts	136	(45)	49
Gain/(loss) on fair valuation of investments	-	-	0
Others	(3)	(8)	(11)
Impact of deferred and current taxes in respect of the above adjustments	(56)	(42)	(53)
Net profit for the period under Ind AS	1,311	3,225	4,363
Other comprehensive income	(304)	(175)	(103)
Total comprehensive income under Ind AS	1,007	3,050	4,260

For and on behalf of the Board of Directors
of L&T Technology Services Limited


Keshab Panda
Chief Executive Officer and Managing Director

Mumbai
January 21, 2017





SHARP & TANNAN

Chartered Accountants

Firm's Registration No. 109982W

Limited review report on quarterly financial results and year to date results of the Company pursuant to regulation 33 of the SEBI (Listing Obligations and Disclosure Requirements) Regulations, 2015

To board of directors of L&T Technology Services Limited

We have reviewed the accompanying statement of unaudited consolidated financial results of L&T Technology Services Limited for the quarter ended 31 December 2016 and the year to-date results for the period from 1 April 2016 to 31 December 2016 attached herewith, being submitted by the Company pursuant to the requirements of regulation 33 of the SEBI (Listing Obligations and Disclosure Requirements) Regulations, 2015.

This statement is the responsibility of the Company's management and has been approved by the board of directors. Our responsibility is to issue a report on these financial statements based on our review.

We conducted our review in accordance with the Standard on Review Engagement (SRE) 2410, 'Review of Interim Financial Information Performed by the Independent Auditor of the Entity' issued by the Institute of Chartered Accountants of India. This standard requires that we plan and perform the review to obtain moderate assurance as to whether the financial statements are free of material misstatement. A review is limited primarily to inquiries of company personnel and analytical procedures applied to financial data and thus provides less assurance than an audit. We have not performed an audit and accordingly, we do not express an audit opinion.


In accordance with the requirements of section 133 of the Companies Act, 2013, the Company has adopted Indian Accounting Standards ('Ind AS') with effect from 1 April 2016 and consequently, the comparatives for the nine months ended 31 December 2015 are restated in accordance with Ind AS. Our opinion is not qualified in respect of this matter.

We did not review the financial statements of a subsidiary included in the consolidated financial results, whose interim financial statements reflect total revenues of Rs.1,079 million, total loss after tax of Rs. 63 million and other comprehensive income (net) of Rs. nil for the nine month period ended 31 December 2016. This interim financial statement and other financial information have been reviewed by another auditor whose report has been furnished to us, and our opinion on the consolidated financial results, to the extent they have been derived from such interim financial statement is based solely on the report of such auditor.

The consolidated financial results include the interim financial results of a subsidiary which has not been reviewed by its auditors, whose interim financial results reflect total revenues of Rs. 433 million, total profit after tax of Rs. 198 million and other comprehensive income (net) of Rs. 1 million (loss) for the nine month period ended 31 December 2016. These financial results have been certified by management and have been furnished to us, and in our opinion, insofar as it relates to the amounts included in respect of this subsidiary is based solely on such interim financial results certified by management. Since these interim financial statements for the nine month period ended 31 December 2016, which were compiled by management of the subsidiary were not reviewed, any adjustments to their balances could have consequential effects on the consolidated unaudited financial results. In our opinion and according to the information and explanations given to us by management, these financial results are not material to the Group. Our opinion is not qualified in respect

of this matter.

Based on our review conducted as above, nothing has come to our attention that causes us to believe that the accompanying statement of unaudited consolidated financial results prepared in accordance with applicable accounting standards i.e. Indian Accounting Standards ('Ind AS') prescribed under section 133 of the Companies Act, 2013 read with relevant rules issued thereunder or by the Institute of Chartered Accountants of India and other recognized accounting practices and policies has not disclosed the information required to be disclosed in terms of regulation 33 of the SEBI (Listing Obligations and Disclosure Requirements) Regulations, 2015 including the manner in which it is to be disclosed, or that it contains any material misstatement.



Mumbai, 21 January 2017

For Sharp & Tannan
Chartered Accountants
Firm's registration no. 109982W
by the hand of

A handwritten signature in black ink, appearing to read "F. Buchia".

Firdosh D. Buchia
Partner

Membership no. 38332

A small, stylized handwritten mark or signature in black ink.

L&T Technology Services Limited

 Registered Office: L&T House, N.M. Marg, Ballard Estate, Mumbai 400 001
 CIN : U72900MH2012PLC232169

Statement of Consolidated Unaudited Financial Results for the Quarter and Nine months ended December 31, 2016


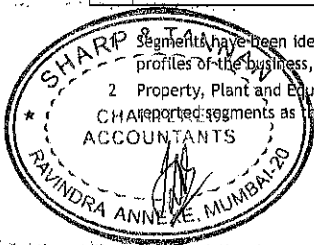
Sr. No.	Particulars	Quarter ended			Nine months ended		Year ended
		31-12-2016	30-09-2016	31-12-2015	31-12-2016	31-12-2015	31-03-2016
		Reviewed	Reviewed	Reviewed	Reviewed	Reviewed	Audited
		(In ₹ Million)					
1	Income from operations						
	a) Revenue from operations	8,104	8,227	7,802	24,360	22,648	30,662
	b) Other income	170	149	287	550	734	835
	Total income	8,274	8,376	8,089	24,910	23,382	31,497
2	Expenses						
	a) Employee benefit expense	5,250	5,228	4,944	15,686	14,637	19,681
	b) Depreciation and amortisation expense	149	151	138	478	410	589
	c) Other expenses	1,397	1,437	1,321	4,165	4,271	5,787
	Total expenses	6,796	6,816	6,403	20,329	19,318	26,057
3	Profit from ordinary activities before finance costs and exceptional items (1-2)	1,478	1,560	1,686	4,581	4,064	5,440
4	Finance costs	5	5	7	15	19	15
5	Profit from ordinary activities after finance costs but before exceptional items (3-4)	1,473	1,555	1,679	4,566	4,045	5,425
6	Exceptional items	-	-	-	-	-	-
7	Profit from ordinary activities before tax (5-6)	1,473	1,555	1,679	4,566	4,045	5,425
8	Tax expense	387	436	372	1,281	950	1,239
9	Net profit from ordinary activities after tax (7-8)	1,086	1,119	1,307	3,285	3,095	4,186
10	Extraordinary items (net of tax expense)	-	-	-	-	-	-
11	Net profit for the period (9+10)	1,086	1,119	1,307	3,285	3,095	4,186
12	Other comprehensive income (net of tax expense)	(174)	326	(305)	77	(176)	(103)
13	Total comprehensive income (11+12)	912	1,445	1,002	3,362	2,919	4,083
14	Net profit / (loss) attributable to :						
	Shareholders of the Company	1,087	1,119	1,308	3,289	3,101	4,191
	Non-controlling interest	(1)	(0)	(1)	(4)	(6)	(5)
15	Total comprehensive income attributable to :						
	Shareholders of the Company	913	1,445	1,003	3,366	2,925	4,088
	Non-controlling interest	(1)	(0)	(1)	(4)	(6)	(5)
16	Paid up equity share capital	203	203	3,000	203	3,000	3,000
	Face value per equity share	2	2	10	2	10	40
17	Other equity						7,656
18	Earnings per equity share (not annualised)						
	a) Basic (in Rs.)	10.68	10.97	14.39	32.63	32.20	43.78
	b) Diluted (in Rs.)	10.26	10.73	10.61	30.52	23.75	32.29

Consolidated Segment Information for the Quarter and Nine months ended December 31, 2016

Sr. No.	Particulars	Quarter ended			Nine months ended		Year ended
		31-12-2016	30-09-2016	31-12-2015	31-12-2016	31-12-2015	31-03-2016
		Reviewed	Reviewed	Reviewed	Reviewed	Reviewed	Audited
		(In ₹ Million)					
1	Segment revenue						
	Transportation	2,737	2,710	2,294	8,031	6,622	9,159
	Process Engineering	1,258	1,250	1,446	3,815	4,316	5,736
	Industrial Products	2,153	2,102	2,001	6,335	5,628	7,742
	Medical Devices	543	554	474	1,658	1,437	1,939
	Telecom	1,413	1,611	1,587	4,521	4,645	6,086
	Revenue from operations	8,104	8,227	7,802	24,360	22,648	30,662
2	Segment results						
	Transportation	362	419	297	1,089	719	1,009
	Process Engineering	290	198	329	749	890	1,160
	Industrial Products	526	527	516	1,555	1,273	1,762
	Medical Devices	118	138	103	378	320	428
	Telecom	186	374	292	836	834	1,019
	Total	1,482	1,656	1,537	4,607	4,036	5,378
	Less - Unallocable expenses (net)	25	94	0	98	296	184
	Add - Other income	170	149	287	550	734	835
	Less - Finance costs	5	5	7	15	19	15
	Less - Depreciation and amortisation expense	149	151	138	478	410	589
	Profit before tax	1,473	1,555	1,679	4,566	4,045	5,425

Segments have been identified in accordance with Indian Accounting Standards ("Ind AS") 108 on Operating Segments, considering the risk/return profiles of the business, their organisational structure and internal reporting systems.

Property, Plant and Equipment used and liabilities contracted for performing the Company's business have not been identified to any of the above reported segments as the Property, Plant and Equipment and services are used interchangeably among segments.




Select explanatory notes to the Statement of Consolidated Unaudited Financial Results for Quarter and Nine months ended December 31, 2016

1. The financial results of the Company for the quarter and nine months ended December 31, 2016 have been subjected to limited review by the statutory auditors and the restated financial results for the year ended March 31, 2016 have been audited by the statutory auditors, reviewed by the Audit Committee of the Board and approved by the Board of Directors at its meeting held on January 21, 2017.
2. Results for the quarter and nine months ended December 31, 2016 are in compliance with Indian Accounting Standards (Ind AS) notified by the Ministry of Corporate Affairs. The results for the quarter and nine months ended December 31, 2015 and for the year ended March 31, 2016, have been restated to comply with Ind AS and are comparable on a like to like basis.
3. To enable better understanding of financial results and to maintain consistency in disclosure, other income is presented as part of total income in line with the format prescribed under schedule III of the Companies Act, 2013. This change in the format has been made in accordance with paragraph 2.10 of the SEBI Circular CIR/CFD/FAC/62/2016 dated July 5 2016.
4. The Company reports consolidated financial results on a quarterly basis pursuant to the option made available as per regulation 33 of the SEBI (Listing Obligations and Disclosure Requirements) Regulations, 2015. The standalone financial results are available on the Company's website viz. www.lnttechservices.com and on the websites of BSE (www.bseindia.com) and NSE (www.nseindia.com). The specified items of the standalone financial results of the Company for the quarter and nine months ended December 31, 2016 are given below:

₹ million

	Quarter ended			Nine months ended		Year ended
	31-12-2016	30-09-2016	31-12-2015	31-12-2016	31-12-2015	31-03-2016
	Reviewed	Reviewed	Reviewed	Reviewed	Reviewed	Audited
Total income	7,963	8,029	7,656	23,871	22,139	29,745
Profit before tax	1,564	1,622	1,683	4,804	4,175	5,594
Profit after tax	1,178	1,187	1,311	3,559	3,225	4,363




5. Reconciliations between consolidated financial results, as per Indian GAAP and Ind AS for the corresponding periods presented are as under:


Particulars	₹ million		
	Quarter ended	Nine months ended	Year ended
	31-12-2015	31-12-2015	31-03-2016
	Reviewed	Reviewed	Audited
Net profit under Indian GAAP	1,230	3,074	4,166
Provision for expected credit loss	86	78	82
Provision for employee benefits based on constructive obligations	(84)	43	(41)
Gain/(loss) on fair valuation of investments	-	-	0
Reclassification of net actuarial gain on employee defined benefit obligations to OCI	(2)	(5)	(6)
Impact of hedge accounting related to premium on forward contracts	136	(45)	49
Others	(3)	(8)	(11)
Impact of deferred and current taxes in respect of the above adjustments	(56)	(42)	(53)
Net profit for the period under Ind AS	1,307	3,095	4,186
Other comprehensive income	(305)	(176)	(103)
Total comprehensive income under Ind AS	1,002	2,919	4,083

Mumbai
January 21, 2017



For and on behalf of the Board of Directors
of L&T Technology Services Limited


Keshab Panda
Chief Executive Officer and Managing Director



L&T Press Release

Issued by Corporate Brand Management & Communications

REGISTERED OFFICE:

L&T House, 2nd Floor
Ballard Estate, Mumbai 400 001
Tel: 91 22 6752 5656 / 836
Fax: 91 22 6752 5796
CIN: U72900MH2012PLC232169

L&T Technology Services Limited (LTTS) reports Q3 FY17 revenue of Rs 8.1 billion, growth of 3.9 % from last year.

LTTS has been rated by Zinnov in the Leadership Zone across 10 verticals

- Net profit for the quarter stood at Rs. 1.08 billion
- Net income margins in Q3 steady at 13.5%

Mumbai, January 21, 2017: L&T Technology Services Limited (LTTS) (BSE: 540115) (NSE: LTTS), announced its results for the quarter ended December 31, 2016. Its quarterly revenue rose almost 4 percent to Rs 8.1 billion rupees with a net profit of Rs 1.08 billion. Operating (EBITDA) margins at Rs 1.45 billion for the quarter was 18% of the revenue.

In terms of geographic share, North America contributed the topmost at 62.5 % followed by Europe at 19.2 % and Rest of the World contributing 10.2%. Contribution from the domestic market stood at 8.1%. In terms of industries, Transportation and Industrial Products accounted for over 60% of revenues.

During the quarter, LTTS secured multi-million USD contracts from its global customers across Transportation, Industrial Products, Process and Telecom verticals.

“We have a healthy pipeline of opportunities from our major customers in Industrial Products, Process and Transportation which also saw increased traction with existing Fortune 500 customers,” said Dr Keshab Panda **Chief Executive Officer & Managing Director**, L&T Technology Services Ltd.

Besides, the company is positioned well in terms of increasing the business prospect of its UBIQWeise™ IOT solutions and i-BEMS™ – Intelligent Building Energy Management solutions platforms. The UBIQWeise™ platform is being used by L&T’s Construction group in addition to its global customers and the Company has witnessed reasonable traction in marketing its i-BEMS™ platform across Europe and Asia.

During the third quarter, 2 patents co-authored with LTTS’ global customers got published, taking the total number of patents to 176. The company has also filed for two new trademarks during this period.

Engineering consultancy Zinnov rated LTTS in its “Leadership Zone” across 10 major verticals including two new ones- Semiconductors and Consumer Electronics.

About L&T Technology Services Limited:

L&T Technology Services Limited is a subsidiary of Larsen & Toubro Limited focused on Engineering and R&D Services (ER&D) addressing global customers including Fortune 500 companies. The company offers consultancy, design, development and testing services across the product and process development life cycle for various industrial products, medical devices, transportation, telecom & hi-tech, and the process industries. Digital Engineering portfolio of offerings from L&T Technology Services help build Smart Products & Services and offer Smart Manufacturing services and solutions to customers. The company also offers services and solutions in software engineering, embedded systems, mechanical & manufacturing engineering, value engineering and plant & process engineering.

Headquartered in India, L&T Technology Services Limited has more than 10,000 employees, 12 global delivery centers in India and overseas, 27 sales offices in India, North America Europe, the Middle East and Asia and 31 labs in India as of March 31, 2016. For additional information about L&T Technology Services log on to www.LntTechservices.com/.

Media Contact:

Aniruddha Basu
L&T Technology Services Limited
E: Aniruddha.Basu@LntTechservices.com
T: +91-80-67675173